

Cartridge Kit for Vane Pump



HV Series

Features

- Replacements for single and double HV10, HV10F, HV10P, HV20, HV20F, HV20P, HV2010, HV2010F, HV2010P, HV2020, HV2020F, HV2020P, HV210, and HV230. It is the cartridge consists of a cam ring, a rotor, and 12 vanes.
- To change rotation, flip the cam ring so that the arrow point to the other direction.
No need to do anything with the vanes.



Ordering Code

HV20F - 11 - P2

1

2

3

1

Model Series

HV10, HV20, HV10F, HV10P, HV20F, HV20P, HV210, HV230
HV2010, HV2020, HV2010F, HV2010P, HV2020F, HV2020P

2

Delivery (USgpm at 1200 rpm)

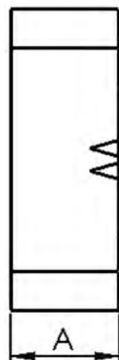
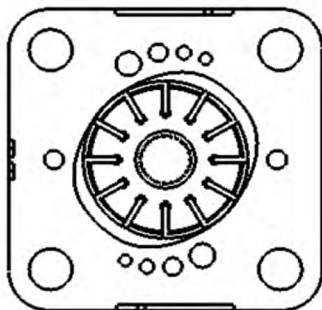
HV10, HV10F, HV10P, HV2010, HV2010F, HV2010P - 1, 2, 3, 4, 5, 6, 7
HV20, HV20F, HV20P, HV2010, HV2010F, HV2010P, - 5, 6, 7, 8, 9, 10, 11, 12, 13
HV2020, HV2020F, HV2020P

3

Cartridge Position

P1 - For single pump or shaft end in double pump
P2 - For cover end in double pump

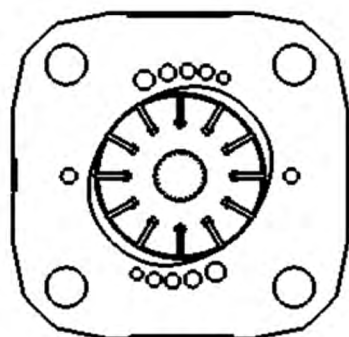
Cartridge Kit HV10 Installation Dimensions mm(inch)



| Delivery | A |
|----------|------------|
| 1,2,3 | 15.6(0.61) |
| 4,5 | 21.9(0.86) |
| 6,7 | 26.9(1.06) |

| Model Series | Ring Size Delivery at 1200 r/min & 7 bar (100psi) | Geometric Displacement cm ³ /r (in ³ /r) | Delivery at 1500 r/min & 7 bar (100psi) | Maximum Pressure bar (psi) | Maximum Speed rpm | Minimum Speed rpm | Weight kg (lb) |
|--------------|---|---|---|-------------------------------|----------------------|----------------------|-------------------|
| | USgpm | | L/min (USgpm) | | | | |
| HV10 | 1 | 3.3 (0.20) | 4.70 (1.25) | 172 (2500) | 4800 | 650 | 0.6 (1.3) |
| | 2 | 6.6 (0.40) | 9.40 (2.50) | 172 (2500) | 4500 | 650 | 0.6 (1.3) |
| | 3 | 9.8 (0.60) | 14.20 (3.75) | 172 (2500) | 4000 | 650 | 0.6 (1.3) |
| | 4 | 13.1 (0.80) | 18.90 (5.00) | 172 (2500) | 3400 | 650 | 0.8 (1.7) |
| | 5 | 16.4 (1.00) | 23.60 (6.25) | 172 (2500) | 3200 | 650 | 0.8 (1.7) |
| | 6 | 19.5 (1.19) | 28.40 (7.50) | 152 (2200) | 3000 | 650 | 1.0 (2.2) |
| | 7 | 22.8 (1.39) | 33.10 (8.75) | 138 (2000) | 2800 | 650 | 1.0 (2.2) |

Cartridge Kit HV20 Installation Dimensions mm(inch)



| Delivery | A |
|----------|------------|
| 5,6 | 15.5(0.61) |
| 7,8,9 | 21.9(0.86) |
| 10,11 | 26.9(1.06) |
| 12,13 | 30.4(1.19) |

| Model Series | Ring Size Delivery at 1200 r/min & 7 bar (100psi) | Geometric Displacement cm ³ /r (in ³ /r) | Delivery at 1500 r/min & 7 bar (100psi) | Maximum Pressure bar (psi) | Maximum Speed rpm | Minimum Speed rpm | Weight kg (lb) |
|--------------|---|---|---|-------------------------------|----------------------|----------------------|-------------------|
| | USgpm | | L/min (USgpm) | | | | |
| HV20 | 5 | 16.4 (1.00) | 23.60 (6.25) | 172 (2500) | 3400 | 650 | 1.2 (2.6) |
| | 6 | 19.5 (1.19) | 28.39 (7.50) | 172 (2500) | 3400 | 650 | 1.1 (2.4) |
| | 7 | 22.8 (1.39) | 33.11 (8.75) | 172 (2500) | 3000 | 650 | 1.6 (3.5) |
| | 8 | 26.5 (1.62) | 37.85 (10.00) | 172 (2500) | 2800 | 650 | 1.6 (3.5) |
| | 9 | 29.7 (1.81) | 42.57 (11.25) | 172 (2500) | 2800 | 650 | 1.6 (3.5) |
| | 10 | 34.1 (2.08) | 47.30 (12.51) | 172 (2500) | 2500 | 650 | 2.1 (4.6) |
| | 11 | 36.4 (2.22) | 52.04 (13.75) | 172 (2500) | 2500 | 650 | 2.1 (4.6) |
| | 12 | 39.0 (2.38) | 56.77 (15.00) | 152 (2200) | 2400 | 650 | 2.3 (5.0) |
| | 13 | 42.4 (2.59) | 61.50 (16.25) | 152 (2200) | 2400 | 650 | 2.3 (5.0) |